

Welcome to

EVERBRITE[®]



EVERBRITE Technology Co., Ltd. Institutional Investor Conference

部門名稱 | EVERBRITE Technology **CEO**、**Finance&Accounting Supervisor**
簡報人員 | Lin, Po-Ching **CEO**、Hsieh, Shu-Lan **Finance&Accounting Supervisor**
簡報日期 | 20240325

EVERBRITE[®]

Legal Disclaimer

- The information contained in this presentation, including all forward-looking statements, is subject to change without notice, whether as a result of new information, future events or otherwise. EVERBRITE Technology Co., Ltd. (the “Company”) undertakes no obligation to update or revise the information contained in this presentation.
- The presentation for future outlook reflects our company's business strategy planning for the future so far. If there are any changes or adjustments, please refer to the relevant announcement information of Market Observation Post System.
- The financial information disclosed in this presentation is compiled in accordance with the International Accounting Reporting Standards (IFRS) and has been audited or reviewed by accountants.

An orange L-shaped graphic located in the bottom right corner of the slide.

1. Financial Status

2. New Business

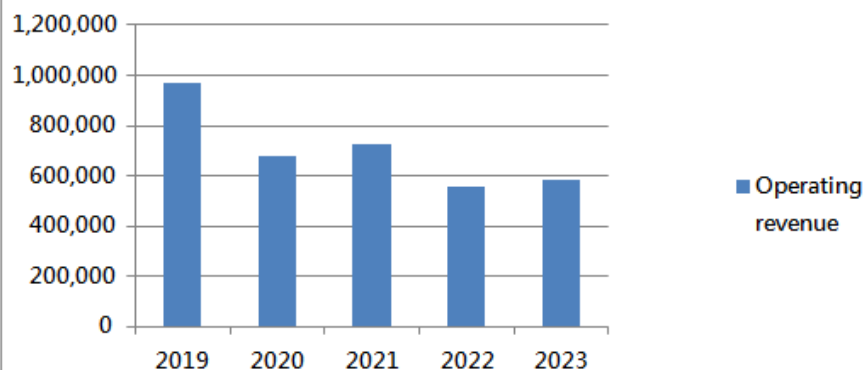
Developments Sharing

3. Future Opportunities

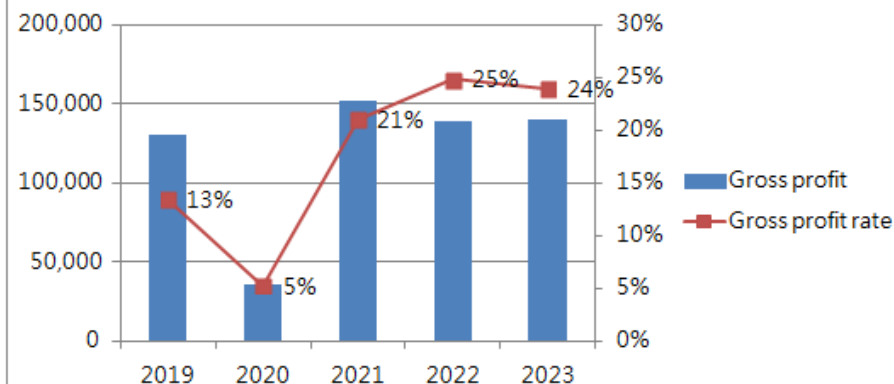
Financial Status

Statement of Comprehensive Income for 2019-2023

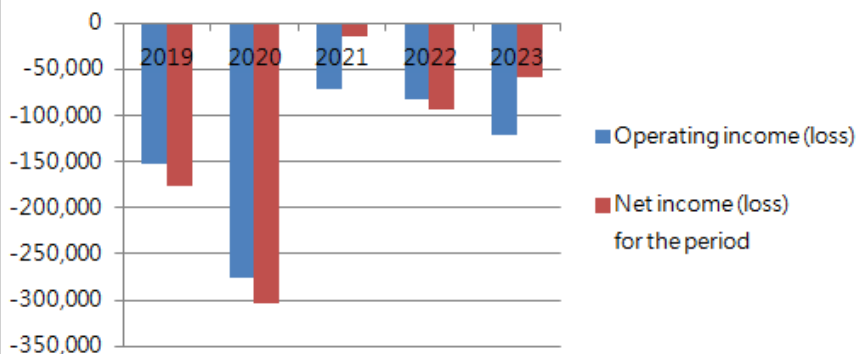
Operating revenue(NTD in Thousand)



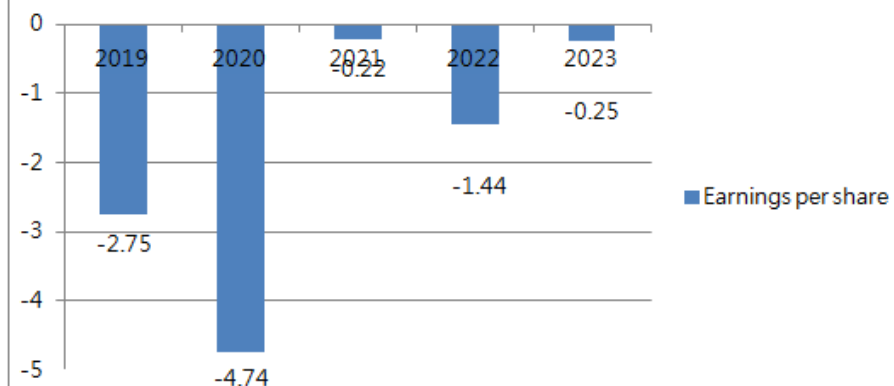
Gross profit(NTD in Thousand)/Gross profit rate(%)



Operating income/
Net income (loss) for the period(NTD in Thousand)



Earnings per share(Dollar)



Condensed consolidated financial overview for 2023



Unit : NTD in Thousands

| | 2023/12/31 | | 2022/12/31 | | YoY |
|-----------------------------------|------------|-----|------------|-----|-----|
| Item | Amount | % | Amount | % | % |
| Current assets | 1,033,249 | 49 | 758,228 | 51 | 36 |
| Non-current assets | 1,074,168 | 51 | 716,334 | 49 | 50 |
| Total assets | 2,107,417 | 100 | 1,474,562 | 100 | 43 |
| Total current liabilities | 952,006 | 45 | 486,810 | 33 | 96 |
| Total non-current liabilities | 100,444 | 5 | 50,548 | 3 | 99 |
| Total loan | 854,382 | 41 | 251,000 | 17 | 240 |
| Total liabilities | 1,052,450 | 50 | 537,358 | 36 | 96 |
| Total equity | 1,054,967 | 50 | 937,204 | 64 | 13 |
| Operating revenue | 582,562 | 100 | 557,207 | 100 | 5 |
| Gross profit | 139,557 | 24 | 138,527 | 25 | 1 |
| Operating income | -121,047 | -20 | -82,986 | -15 | -46 |
| Net income (loss) for the period | -59,103 | -10 | -94,654 | -17 | 38 |
| Financial ratio : | | | | | |
| Current ratio | 109% | | 156% | | -30 |
| Quick ratio | 80% | | 74% | | 8 |
| Total liabilities to equity ratio | 100% | | 57% | | 74 |
| Net Profit Margin | -10% | | -17% | | 40 |
| Earnings per share(Dollar) | -0.25 | | -1.44 | | 83 |

The background of the slide is split diagonally from the bottom-left to the top-right. The upper-right portion features a dense, abstract pattern of glowing orange and yellow lines, resembling light trails or a complex network, set against a dark background. The lower-left portion is a solid black triangle.

New Business Developments Sharing




Thermal Management Technology :


Strengthen the layout of non-automotive fields

Product development direction - Thermal Module


1U/2U -server



CPU/GPU water cooling modules



Customized module



NB thermal module



Energy Saving Technology:

Core Layout:

Intelligent / Green Energy

Energy Saving Technology

Green Energy :

Focus on water resources / air conditioning development

Hitachi inverter



Centrifugal ice water chiller



Absorption ice water chiller



Future Opportunities

- From a company to a group
- Strengthen ESG development



Thank You